

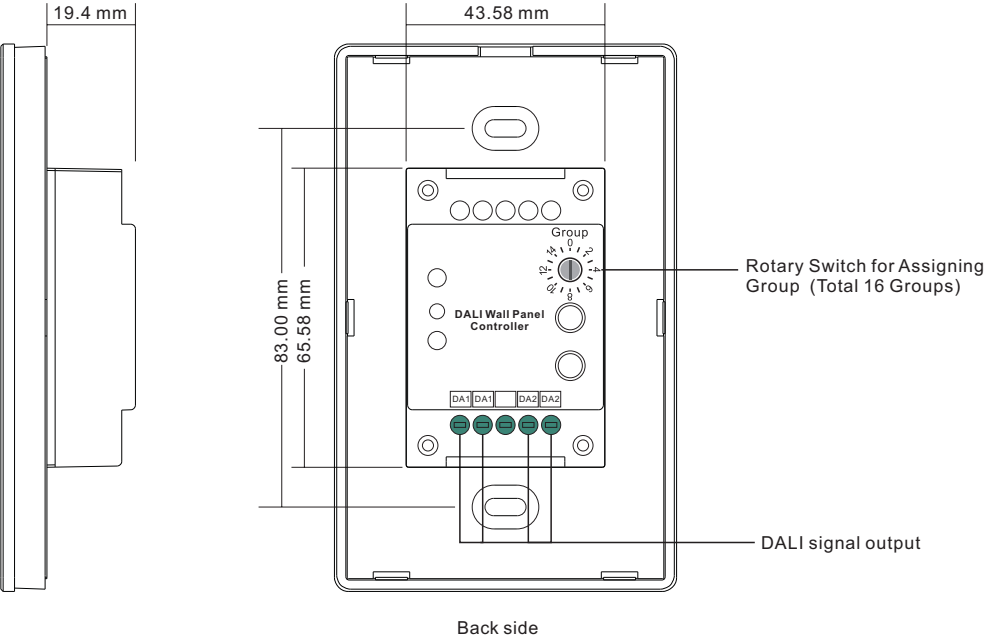
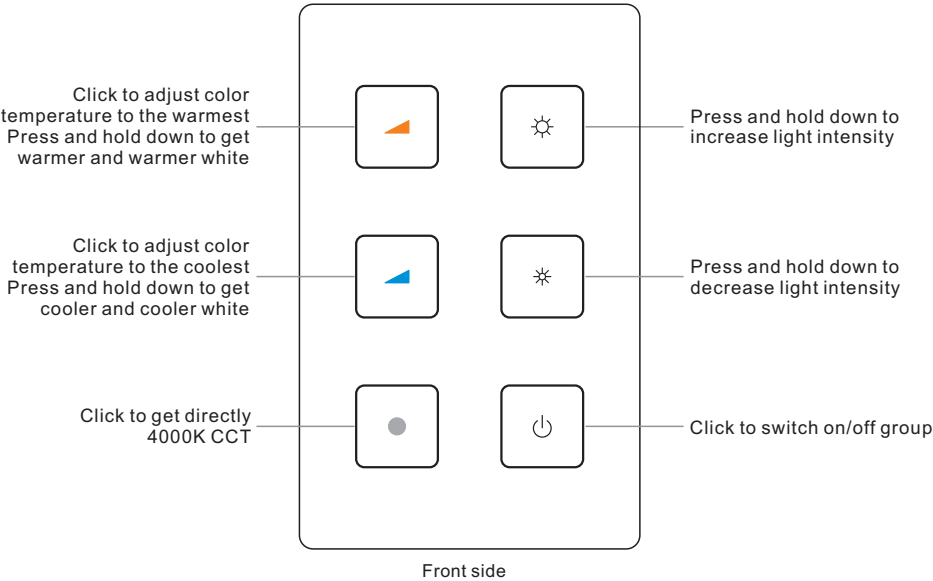
Group Control Dual Color DT8 DALI Touch Panel

09.230WU.04172



Important: Read All Instructions Prior to Installation

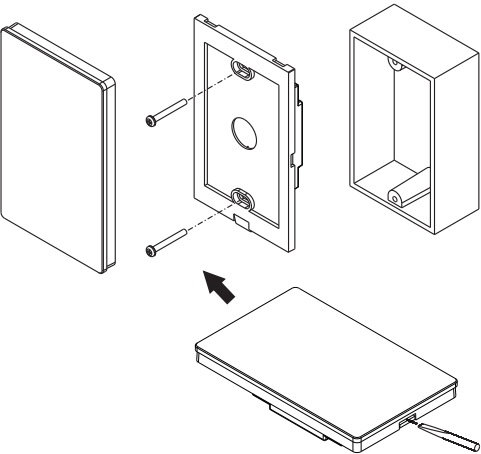
Function introduction



Product Data

Output	DALI signal
Power Supply	Supply By DALI Bus
Operation Current	4mA
Operating temperature	0-40°C
Relative humidity	8% to 80%
Dimensions	75x120x29.1mm
Waterproof grade	Ip20

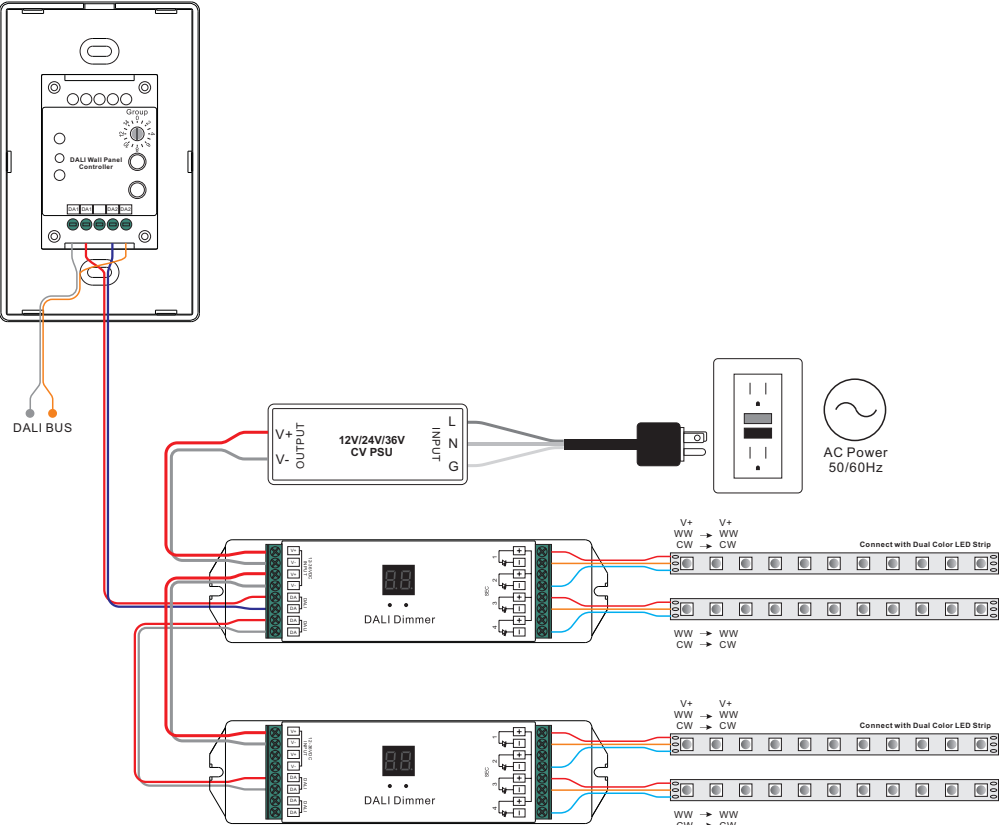
Installation



Safety & Warnings

- DO NOT install with power applied to device.
- DO NOT expose the device to moisture.

Wiring diagram



Operation

1. This controller is a DALI DT8 touch panel controller that enables smooth color temperature adjustment. It controls DT8 DALI devices with Color Type Tc and can be compatible with DALI masters that supports DT8 commands. Each DT8 device is controlled via a single DALI address.

2. Do wiring according to connection diagram correctly.

3. Set starting Group number via rotary switch on the back: (0-15 selectable)

- This DALI touch panel controller enables dimming commands and DT8 commands to be sent to One Group of devices on the DALI circuit by one Group of buttons. A rotary switch on the back is used to select Group you would like to control and set the starting Group number, and total 16 Groups (0-15) can be selected.
- When the rotary switch arrow position is at 0, the DALI panel controls all DALI devices on the circuit via broadcast.
- When the rotary switch arrow position is at X except 0 (1-15), the DALI panel controls DALI Group X-1. For example: Rotary switch arrow at 1, it controls devices in DALI Group 0. Rotary switch arrow at 15, it controls devices in DALI Group 15.

Note: all DALI slaves on the circuit shall be assigned to one or more DALI groups by DALI master first.
Please refer to the detailed Group setting table as follows:

Rotary Switch Position	0	1	2	3	4	5	6	7	8	9	10	11	12	13	14	15
DALI Group Selected	Broadcast	0	1	2	3	4	5	6	7	8	9	10	11	12	13	14